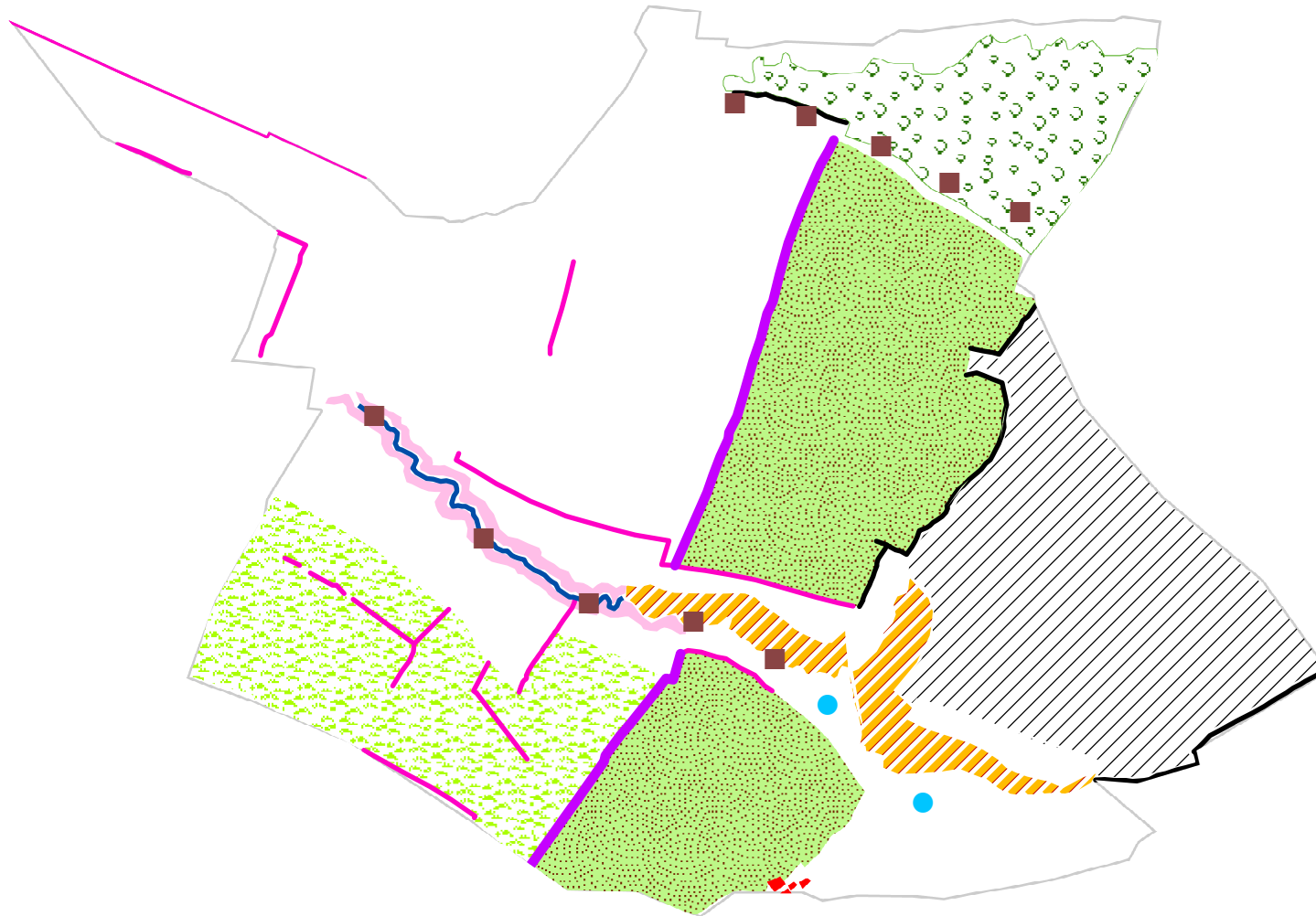















Pen Farm ELM Options



Legend

-  Bracken Management and Semi-natural Grass Restoration
-  Fenced Watercourse
-  Hedge Restoration for NFM
-  Maintenance of Traditional Farm Buildings
-  Increased Grassland Quality
-  Moorland Restoration
-  Off-line Pond
-  Riparian Buffer with Scrub
-  Walls to Maintain
-  Wide Hedges_Shelterbelts
-  Woodland
-  Wood Pasture
-  Woody Debris Dam



Created and supported by the PHLP,
Forest of Bowland AONB, Natural Capital
Solutions & the National Lottery Heritage Fund

© Crown Copyright. All rights reserved. Ordnance Survey License 100023320

1:10,000

0 0.25 0.5 Kilometers

